

25M

材料和技术参数

Material and spec

接插方式 Coupling	螺纹连接 Threaded coupling		<p>孔位排列 (从针方向看)</p>							
外壳材料 Shell material	锌基合金 (镀镍) Zinc alloy with nickelplate									
绝缘体 Insert material	电木 bakelite									
接触体材料 Contact material	铜 (镀银/金) silverplatedcoper/gold									
接线方式 Termination	焊接 Solder									
接插次数 Mating cycle	500次	500								
温度范围 Temperature range	-20℃ — +85℃									
电缆直径 Cable diameter	≤φ11.5mm									
芯数 Number of contact	2	3	4	5	6	7	8	10	12	
额定电流\电压 Rated current\Voltage	20A300V	20A300V	15A250V	15A250V	12A250V	12A250V	7A150V	7A150V	5A150V	
工作电压 (AC.V)分钟 Operation limit Voltage	500V	500V	400V	400V	300V	300V	200V	200V	200V	
耐压 (AC.V)分钟 Test Voltage	2000V	2000V	2000V	1500V	1500V	1500V	1500V	1500V	1500V	
绝缘阻抗 (MΩ)dc500V Insulation resistance	2000V	2000V	2000V	2000V	2000V	2000V	2000V	2000V	2000V	
接触阻抗 (mΩ)dc1a Contact resistance	1	1	1	1	1	1	3	3	3	
焊杯孔径 φ(mm) Contact resistance	2.4	2.4	2.4	2.4	2.4	2.4	1.6	1.6	1.3	
接触件孔径 φ(mm) Solder inter diameter	3.5	3.5	3.5	3.0	3.0	3.0	2.0	2.0	1.5	


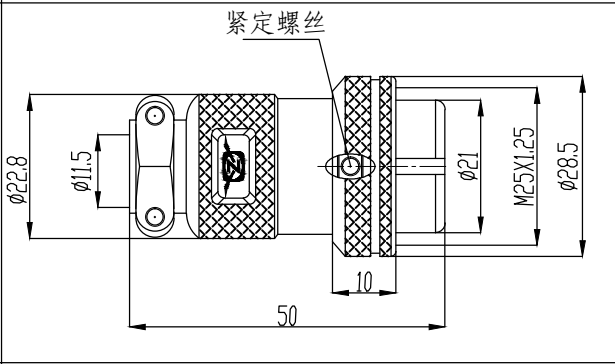

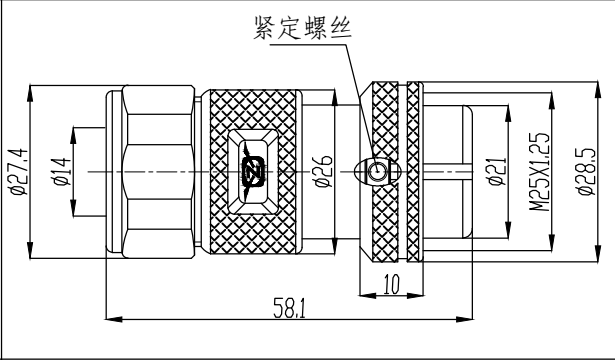

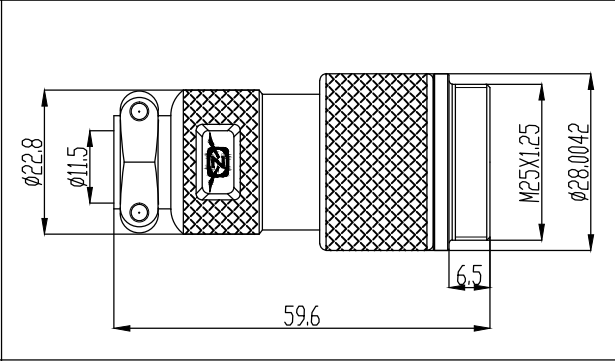

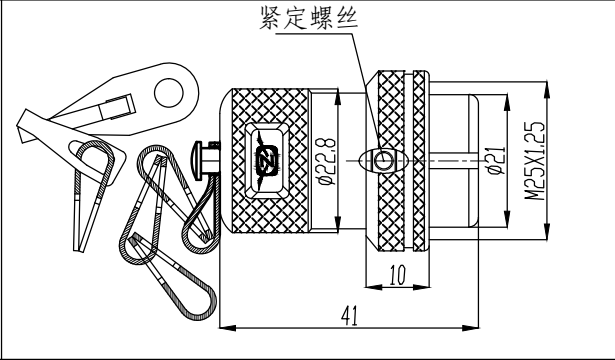

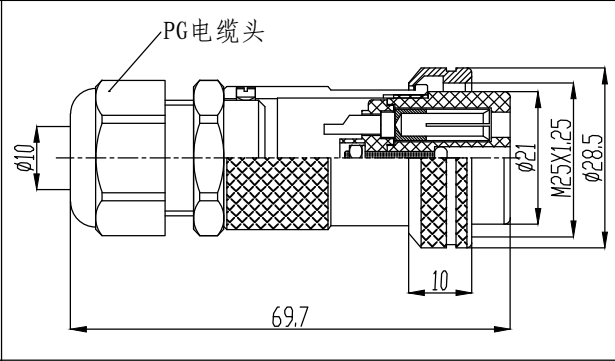

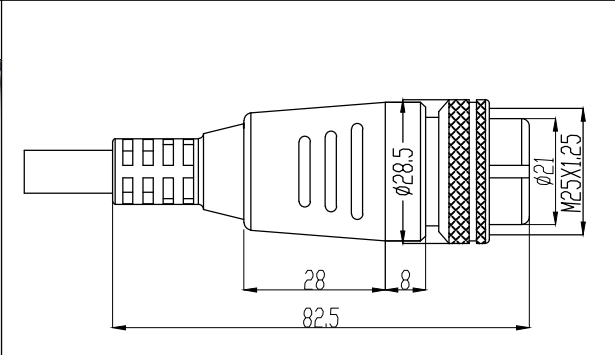

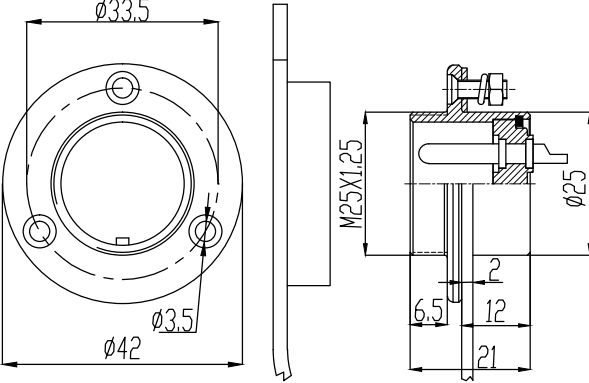

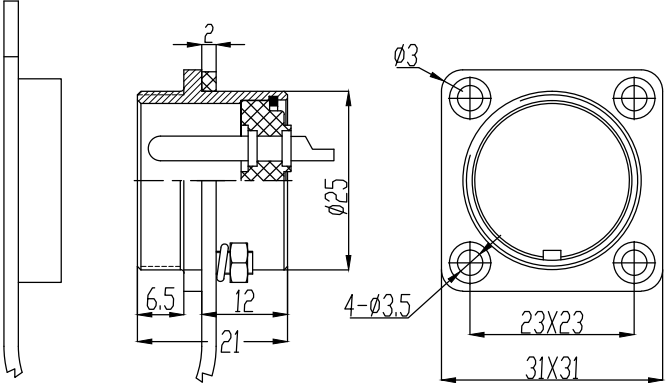

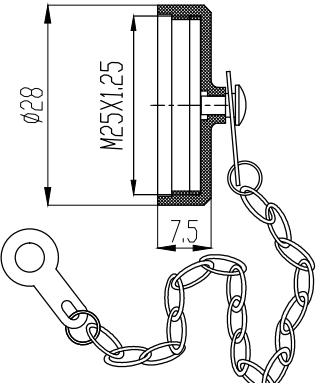
图 例	安装尺寸图	芯数	订货号
直式电缆插头 4509 	 <p>紧定螺丝</p>	2 3 4 5 6 7 8 10 12	25M-A
金属软管式插头 4510 	 <p>紧定螺丝</p>	2 3 4 5 6 7 8 10 12	25MG-A-3/8"
电缆对接插头 4880-2 		2 3 4 5 6 7 8 10 12	25M-K
短接头外壳 	 <p>紧定螺丝</p>	2 3 4 5 6 7 8 10 12	25M-A3
PG电缆插头 	 <p>PG电缆头</p>	2 3 4 5 6 7 8 10 12	25MPG-A
25M塑封头外壳 4880 		2 3 4 5 6 7 8 10 12	25M-S

图 例	安装尺寸图	芯数	订货号
法兰座外壳 4852-2 		2 3 4 5 6 7 8 10 12	25M-E
方形座外壳 		2 3 4 5 6 7 8 10 12	25M-H
金属座防尘盖 4878-2 			另购